

PL Series LED Panel

CCT-130-6060-36W
6060 LED Panel Light

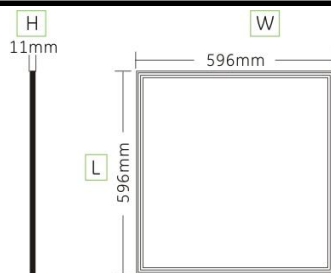


Products Description

General	CCT	6000K	4000K	3000K
	Lumen Output(lm)±5%	3924	4644	3708
	Lumen Efficacy(LPS)±5%	109	129	103
	LED Type/Qt'y	SMD2835/224pcs((WW-112PCS;CW-112PCS)		
	CRI/SDCM	>80/<6		
Electrical	Rated Power(w)±5%	36W		
	Rated/Actual Input	230Vac/200~240Vac 50Hz		
	Driver Output Data	25-38Vdc / 32.4W		
	Driver/Connection	Removable Driver / PIP		
	Power Factor/THD/PE	>90%/<15%/88%		
	Hi-pot Test Range	SELV Isolated Driver, 3750Vdc/5mA/60S		
Life	Warranty	3 years		
	Life Hours L90/L80	30,000hrs/50,000hrs		
	LM80	90% lumen maintance @ 6,000hrs		
Others	Frame Color RAL	white		
	IP/IK/Glow-wire	IP20/IK03/650°C		
	Temp./Humidity	Working:-30°C~40°C Storage:<60°C/<75%		
	Net/Gross Weight	3.45kg /3.8kg		

Products Dimens

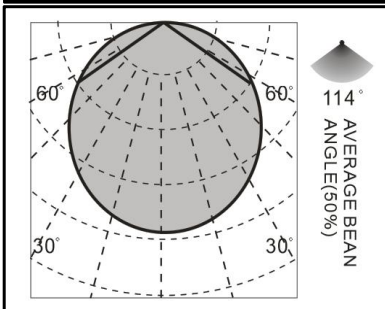
Certification:



Panel: L=596mm W=596mm H=11mm



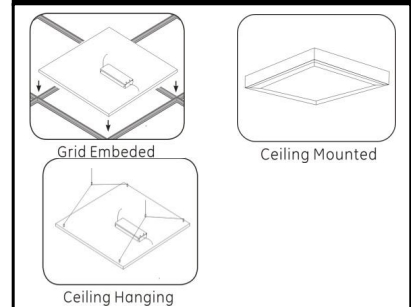
AVERAGE AND CENTER E Figure



AVERAGE AND CENTER E Figure

1.0 m	1573.18 lx	2.88 m
1.5 m	699.19 lx	4.35 m
2.0 m	393.29 lx	5.80 m
2.5 m	251.71 lx	7.28 m
3.0 m	174.80 lx	8.75 m
High	illuminance	Diameter

Installation



PL Series LED Panel

CCT-120-6060-36W
6060 LED Panel Light

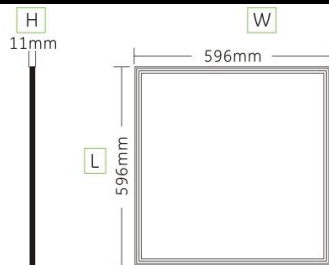


Products Description

General	CCT	6000K	4000K	3000K
	Lumen Output(lm)±5%	3528	4173	3060
	Lumen Efficacy(LPS)±5%	98	116	85
	LED Type/Qt'y	SMD2835/224pcs((WW-112PCS;CW-112PCS)		
	CRI/SDCM	>80/<6		
Electrical	Rated Power(w)±5%	36W		
	Rated/Actual Input	230Vac/200~240Vac 50Hz		
	Driver Output Data	25-38Vdc / 32.4W		
	Driver/Connection	Removable Driver / PIP		
	Power Factor/THD/PE	>90%/<15%/88%		
	Hi-pot Test Range	SELV Isolated Driver, 3750Vdc/5mA/60S		
Life	Warranty	3 years		
	Life Hours L90/L80	30,000hrs/50,000hrs		
	LM80	90% lumen maintance @ 6,000hrs		
Others	Frame Color RAL	white		
	IP/IK/Glow-wire	IP20/IK03/650°C		
	Temp./Humidity	Working:-30°C~40°C Storage:<60°C/<75%		
	Net/Gross Weight	3.45kg /3.8kg		

Products Dimens

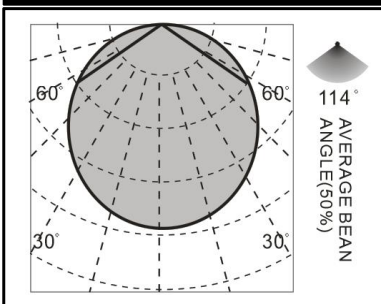
Certification:



Panel: L=596mm W=596mm H=11mm



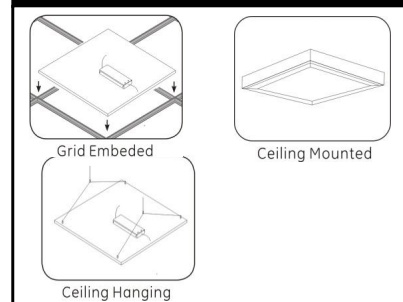
AVERAGE AND CENTER E Figure



AVERAGE AND CENTER E Figure

1.0 m	1413.62 lx	2.88 m
1.5 m	628.28 lx	4.35 m
2.0 m	353.41 lx	5.80 m
2.5 m	226.18 lx	7.28 m
3.0 m	157.07 lx	8.75 m
High illuminance		Diameter

Installation



PL Series LED Panel

CCT-110-6060-40W
6060 LED Panel Light

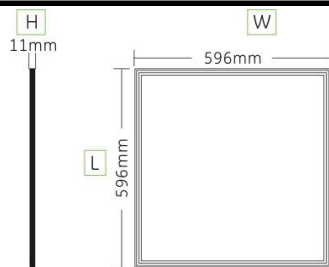


Products Description

General	CCT	6000K	4000K	3000K
	Lumen Output(lm)±5%	3700	4360	3780
	Lumen Efficacy(LPS)±5%	92.5	109	87
	LED Type/Qt'y	SMD2835/224pcs((WW-112PCS;CW-112PCS)		
	CRI/SDCM	>80/<6		
Electrical	Rated Power(w)±5%	40W		
	Rated/Actual Input	230Vac/200~240Vac 50Hz		
	Driver Output Data	25-38Vdc / 32.4W		
	Driver/Connection	Removable Driver / PIP		
	Power Factor/THD/PE	>90%/<15%/88%		
	Hi-pot Test Range	SELV Isolated Driver, 3750Vdc/5mA/60S		
Life	Warranty	3 years		
	Life Hours L90/L80	30,000hrs/50,000hrs		
	LM80	90% lumen maintance @ 6,000hrs		
Others	Frame Color RAL	white		
	IP/IK/Glow-wire	IP20/IK03/650°C		
	Temp./Humidity	Working:-30°C~40°C Storage:<60°C/<75%		
	Net/Gross Weight	3.45kg /3.8kg		

Products Dimens

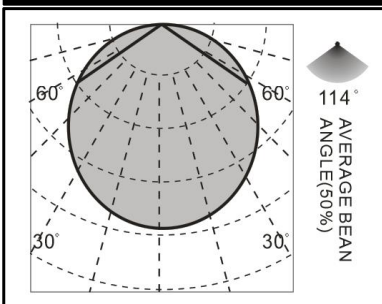
Certification:



Panel: L=596mm W=596mm H=11mm



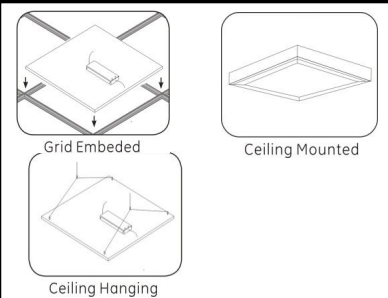
AVERAGE AND CENTER E Figure



AVERAGE AND CENTER E Figure

1.0 m	1476.97 lx	2.88 m
1.5 m	656.44 lx	4.35 m
2.0 m	369.24 lx	5.80 m
2.5 m	236.32 lx	7.28 m
3.0 m	164.11 lx	8.75 m
High	illuminance	Diameter

Installation



PL Series LED Panel

CCT-100-6060-40W
6060 LED Panel Light

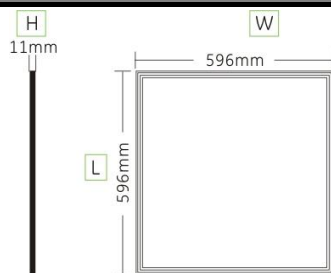


Products Description

General	CCT	6000K	4000K	3000K
	Lumen Output(lm)±5%	3320	3934	3120
	Lumen Efficacy(LPS)±5%	83	98	78
	LED Type/Qt'y	SMD2835/108pcs(WW-54PCS;CW-54PCS)		
	CRI/SDCM	>80/<6		
Electrical	Rated Power(w)±5%	40W		
	Rated/Actual Input	230Vac/200~240Vac 50Hz		
	Driver Output Data	25-38Vdc / 32.4W		
	Driver/Connection	Removable Driver / PIP		
	Power Factor/THD/PE	>90%/<15%/88%		
	Hi-pot Test Range	SELV Isolated Driver, 3750Vdc/5mA/60S		
Life	Warranty	3 years		
	Life Hours L90/L80	30,000hrs/50,000hrs		
	LM80	90% lumen maintance @ 6,000hrs		
Others	Frame Color RAL	white		
	IP/IK/Glow-wire	IP20/IK03/650°C		
	Temp./Humidity	Working:-30°C~40°C Storage:<60°C/<75%		
	Net/Gross Weight	3.45kg /3.8kg		

Products Dimens

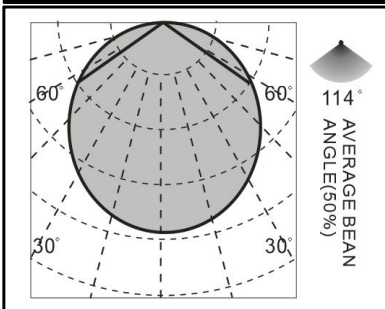
Certification:



Panel: L=596mm W=596mm H=11mm



AVERAGE AND CENTER E Figure



AVERAGE AND CENTER E Figure

1.0 m	1332.66 lx	2.88 m
1.5 m	592.30 lx	4.35 m
2.0 m	333.17 lx	5.80 m
2.5 m	213.23 lx	7.28 m
3.0 m	148.08 lx	8.75 m
High illuminance		Diameter

Installation

