

# PL Series LED Panel

CCT-125-3060-20W  
3060 LED Panel Light

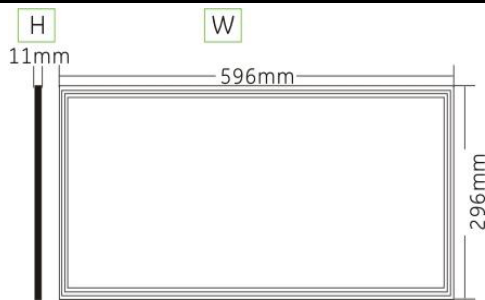


## Products Description

<b>General</b>	CCT	6000K	4000K	3000K
	Lumen Output(lm)±5%	2140	2520	2000
	Lumen Efficacy(LPS)±5%	107	126	100
	LED Type/Qt'y	SMD2835/108pcs(WW -54PCS;CW -54PCS)		
	CRI/SDCM	>80/<6		
<b>Electrical</b>	Rated Power(w)±5%	20W		
	Rated/Actual Input	230Vac/200~240Vac 50Hz		
	Driver Output Data	25-38Vdc / 18W		
	Driver/Connection	Removable Driver / PIP		
	Power Factor/THD/PE	>90%/<15%/88%		
	Hi-pot Test Range	SELV Isolated Driver, 3750Vdc/5mA/60S		
<b>Life</b>	Warranty	3 years		
	Life Hours L90/L80	30,000hrs/50,000hrs		
	LM80	90% lumen maintance @ 6,000hrs		
<b>Others</b>	Frame Color RAL	white		
	IP/IK/Glow-wire	IP20/IK03/650°C		
	Temp./Humidity	Working:-30°C~40°C Storage:<60°C/<75%		
	Net/Gross Weight	1.85kg /2.1kg		

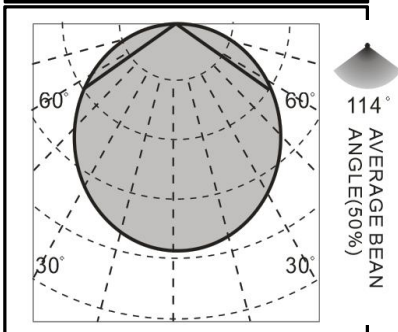
Products Dimens

Certification:

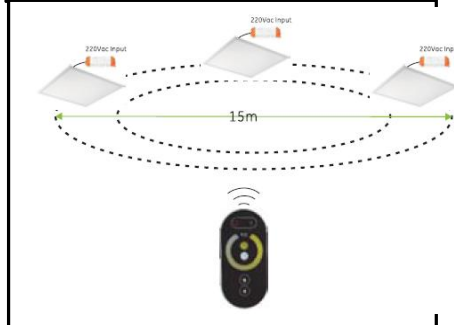


Panel: L=296mm W=596mm H=11mm

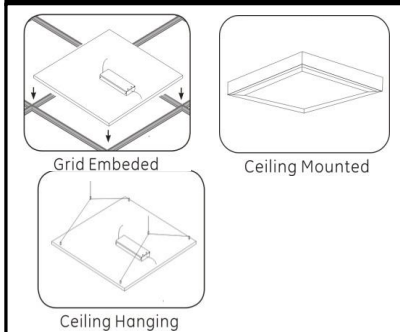
### AVERAGE AND CENTER E Figure



### AVERAGE AND CENTER E Figure



### Installation



# PL Series LED Panel

CCT-110-3060-20W  
3060 LED Panel Light




## Products Description

<b>General</b>	CCT	6000K	4000K	3000K
	Lumen Output(lm)±5%	1920	2260	1800
	Lumen Efficacy(LPS)±5%	96	113	90
	LED Type/Qt'y	SMD2835/108pcs(WW-54PCS;CW-54PCS)		
	CRI/SDCM	>80/<6		
<b>Electrical</b>	Rated Power(w)±5%	20W		
	Rated/Actual Input	230Vac/200~240Vac 50Hz		
	Driver Output Data	25-38Vdc / 18W		
	Driver/Connection	Removable Driver / PIP		
	Power Factor/THD/PE	>90%/<15%/88%		
	Hi-pot Test Range	SELV Isolated Driver, 3750Vdc/5mA/60S		
<b>Life</b>	Warranty	3 years		
	Life Hours L90/L80	30,000hrs/50,000hrs		
	LM80	90% lumen maintance @ 6,000hrs		
<b>Others</b>	Frame Color RAL	white		
	IP/IK/Glow-wire	IP20/IK03/650°C		
	Temp./Humidity	Working:-30°C~40°C Storage:<60°C/<75%		
	Net/Gross Weight	1.85kg /2.1kg		

## Products Dimens

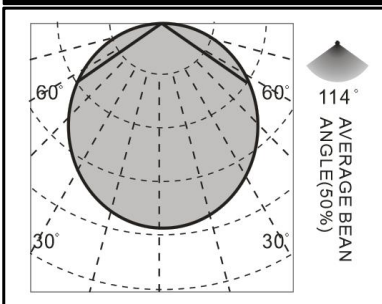
## Certification:



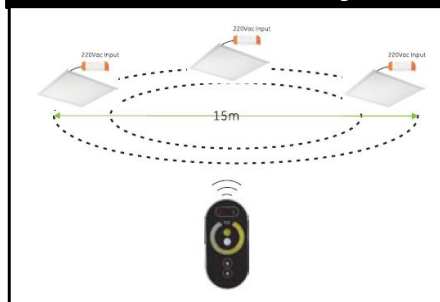
Panel: L=296mm W=596mm H=11mm



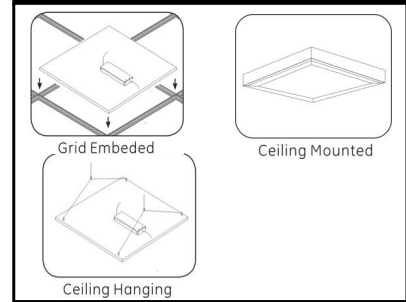
## AVERAGE AND CENTER E Figure



## AVERAGE AND CENTER E Figure



## Installation



# PL Series LED Panel

CCT-105-3060-20W  
3060 LED Panel Light

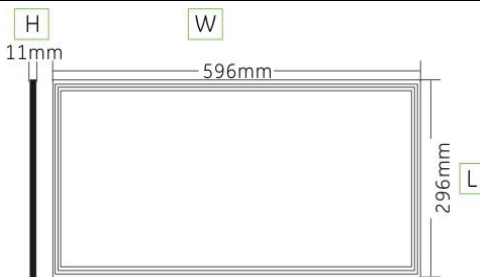


## Products Description

<b>General</b>	CCT	6000K	4000K	3000K
	Lumen Output(lm)±5%	1840	2160	1720
	Lumen Efficacy(LPS)±5%	92	108	86
	LED Type/Q'ty	SMD2835/108pcs(WW-54PCS;CW-54PCS)		
	CRI/SDCM	>80/<6		
<b>Electrical</b>	Rated Power(w)±5%	20W		
	Rated/Actual Input	230Vac/200~240Vac 50Hz		
	Driver Output Data	25-38Vdc / 18W		
	Driver/Connection	Removable Driver / PIP		
	Power Factor/THD/PE	>90%/<15%/88%		
	Hi-pot Test Range	SELV Isolated Driver, 3750Vdc/5mA/60S		
<b>Life</b>	Warranty	3 years		
	Life Hours L90/L80	30,000hrs/50,000hrs		
	LM80	90% lumen maintenance @ 6,000hrs		
<b>Others</b>	Frame Color RAL	white		
	IP/IK/Glow-wire	IP20/IK03/650°C		
	Temp./Humidity	Working:-30°C~40°C Storage:<60°C/<75%		
	Net/Gross Weight	1.85kg /2.1kg		

## Products Dimens

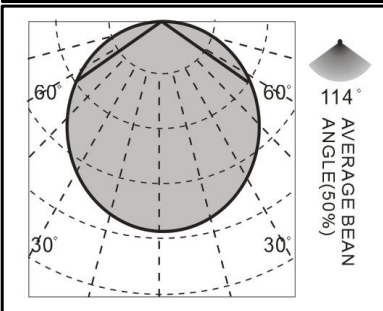
## Certification:



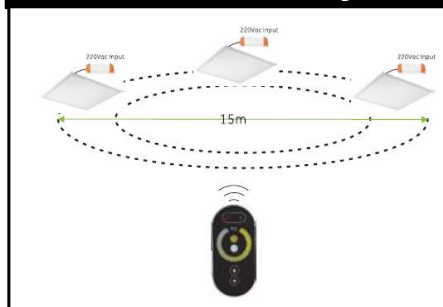
Panel: L=296mm W=596mm H=11mm



## AVERAGE AND CENTER E Figure



## AVERAGE AND CENTER E Figure



## Installation

